



Solar Foundations[®] USA

Innovative. Adaptable. Grounded.



SFUSA[®] Utility Canopy

UT-Gen I

Elevated Utility Canopy System

The SFUSA® UT-Gen I Canopy is the ideal hybrid solar racking solution for residential projects. Solar Foundations' versatile fixed tilt structure can be elevated to serve as a carport, utility storage structure or as a general canopy. Our durable design permits the canopy system to be installed on uneven ground or in areas that have minor slopes over the entire width of the structure. The existing material and equipment used for the SFUSA® Ground Mount structure are also employed for the SFUSA® UT-Gen I Canopy, allowing Solar Foundations' installation crews to install the canopy system quickly and efficiently. Depending on the desired tilt and configuration, the SFUSA® UT-Gen I Canopy can often provide maximum clear heights of 8 to 10 feet.

Features

Custom X-Bracing is placed in a reduced width center bay to optimize the functionality of the structure.

Solar Foundations has developed processes and equipment that permits the installation of our patent pending ground screws in any soil conditions including solid rock.

Our patented rail design offers a simple, yet durable connection detail between the panel support rail and the horizontal support beams.



✓ Complete structural drawing packages available, including wet stamped seals that can be submitted with your permit package

✓ High-grade steel fully galvanized in accordance with ASTM standards and high-strength aluminum alloys

✓ Compatible with a wide range of modules

✓ Customs layouts are available

✓ Each structure is designed specifically to meet/exceed local building codes

✓ 25-year guarantee against failure



SFUSA® Utility Canopy

UT-Gen I

Let us simplify your **utility canopy** process.


Substructure Assembly

Horizontal Support Beam



We provide maximum support for our structure by utilizing high yield strength hollow structural steel sections on our racking systems.

Diagonal Wind Brace and Insert




Our patented telescopic design allows quick and easily adaptable length changes to match installation conditions.

Diagonal Wind Brace Column Connector



SolarFoundations' hot-dipped galvanized custom Wind Brace Column Connectors fasten the Diagonal Wind Brace to a vertical column.


Column Caps



Our unique design allows a straightforward connection to the horizontal steel support beam.

Racking Assembly

Ground Mount Rail




Solar Foundations' patented rail design offers a simple connection detail between the panel support rail and the horizontal support beams, allowing 6 modules per column in landscape orientation.

Module End Clamp



Our end clamp design securely fastens the top and bottom edges of a column of solar panels to the SF Rail.

Module Mid Clamp



The mid clamp fastens two adjoining solar panels in a column of solar panels to the SF Rail. Our sleek design with multiple serrations increases the holding power of the modules to our SF Rails.

Grounding



Our UL 2703 Certification encompasses the rail to beam and beam to pile connections, permitting the use of a single grounding lug for the entire racking system.

The solar modules act as the canopy roof. While this provides the desired shading and significant protection from rain, the system is not intended to be waterproof. Thus, the canopy does allow some water and sunlight to pass through the small gaps between the panels.

Contact us at info@solarfoundationsusa.com or (855) 738-7200.